



Treasure Valley Classical Academy, Fruitland

PRESENTATION TO IPCSC

**Idaho's Growing Public Charter
School Sector & the Role of Bluum**

“It's All About Partnerships”

June 27, 2024

Terry Ryan, CEO



WE BELIEVE

That school choice helps families, children, and educators achieve more and do better.

WE ARE COMMITTED

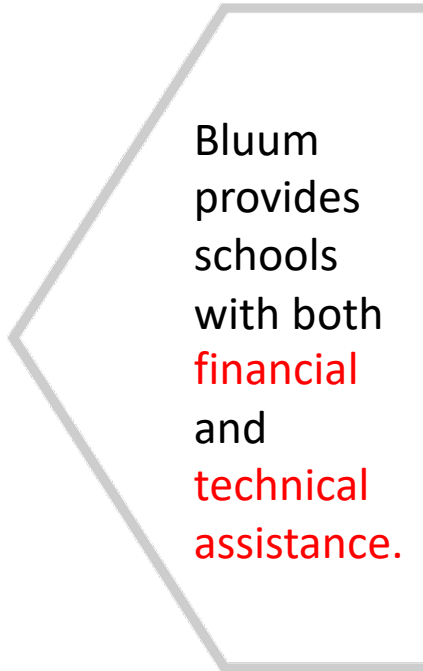
To ensuring that Idaho's children reach their fullest potential by cultivating great leaders and innovative schools.

ABOUT BLUUM

Bluum is a nonprofit organization helping Idaho become a national model for how to maximize learning opportunities for children and families.

BLUUM EMPOWERS AND SUPPORTS educators who take risks and put children first by:

- Developing innovative leaders;
- Growing successful school models;
- Sharing research and learning innovations;
- Providing school support and management help.



Bluum provides schools with both **financial** and **technical assistance.**

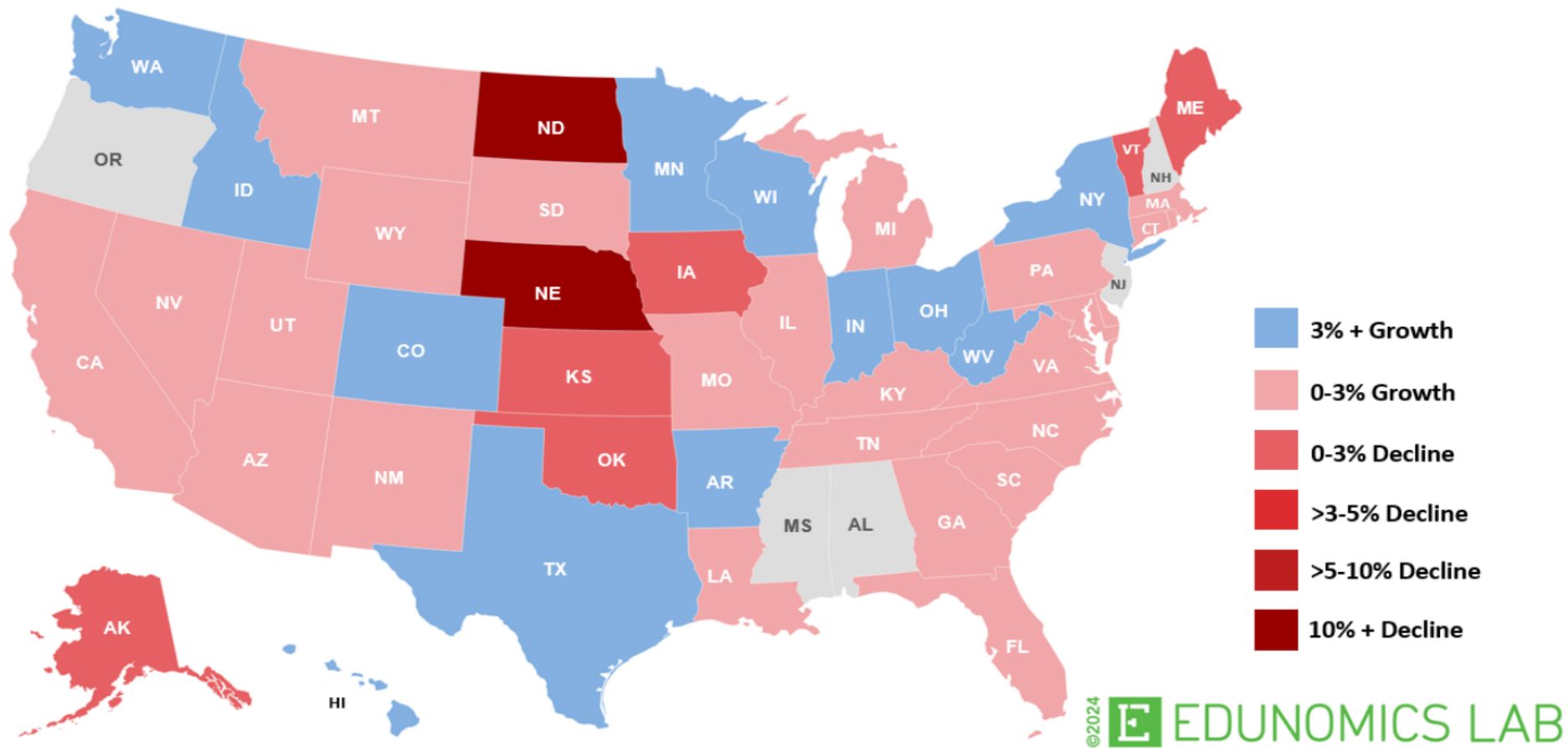


SETTING THE CONTEXT



Students at Alturas Public Charter School

After nearly a decade of strong growth in state revenues (>4%),
FY24-25 growth in General Fund revenues is slowing



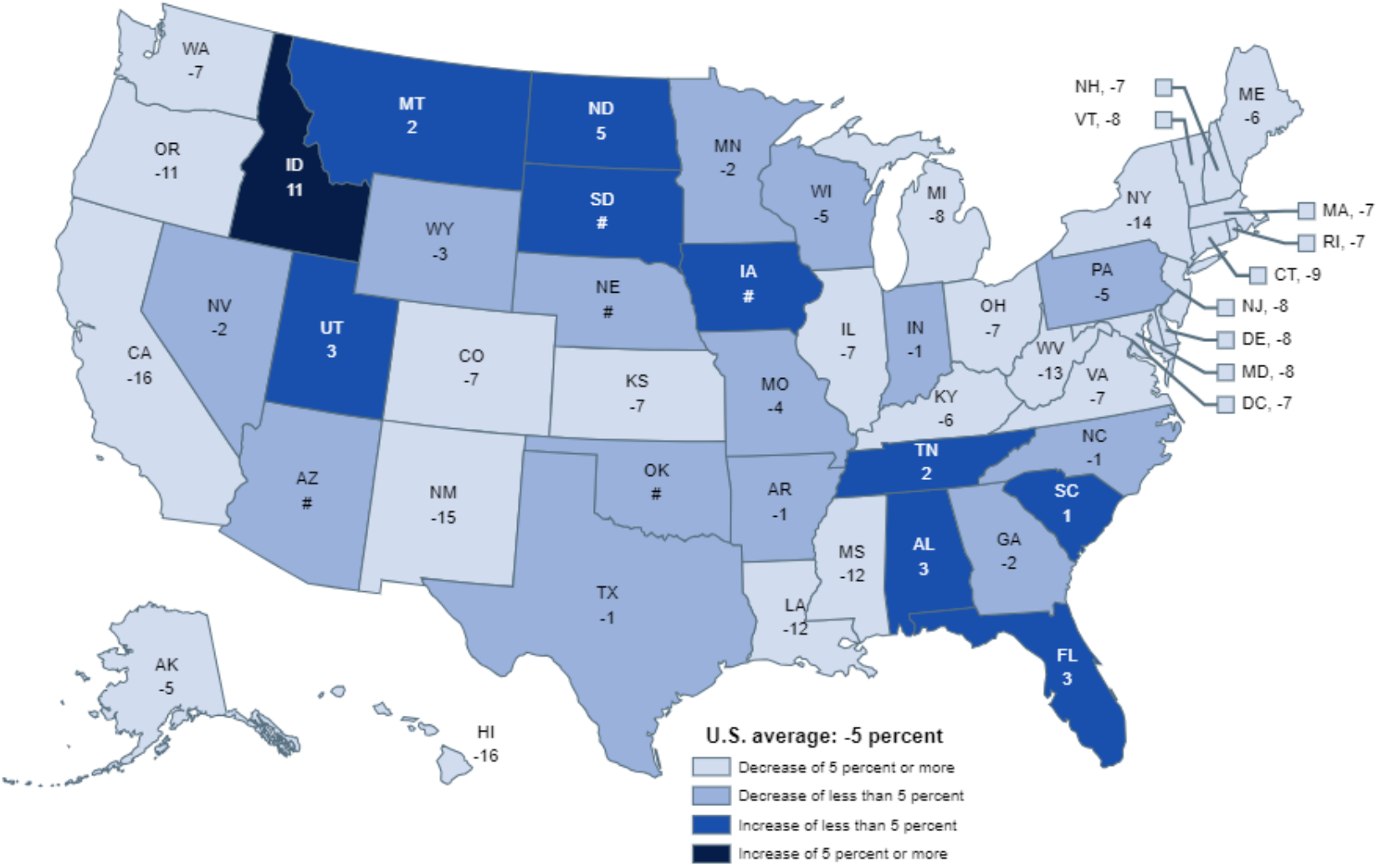
Updated April 18, 2024

*Revenue estimates change frequently. This page will be updated regularly. For questions or sources, please contact Maggie.Cicco@Georgetown.edu



States are projected to see varying changes in enrollment
(2022 to 2031)

Idaho is Expected to Grow K-12 Enrollment



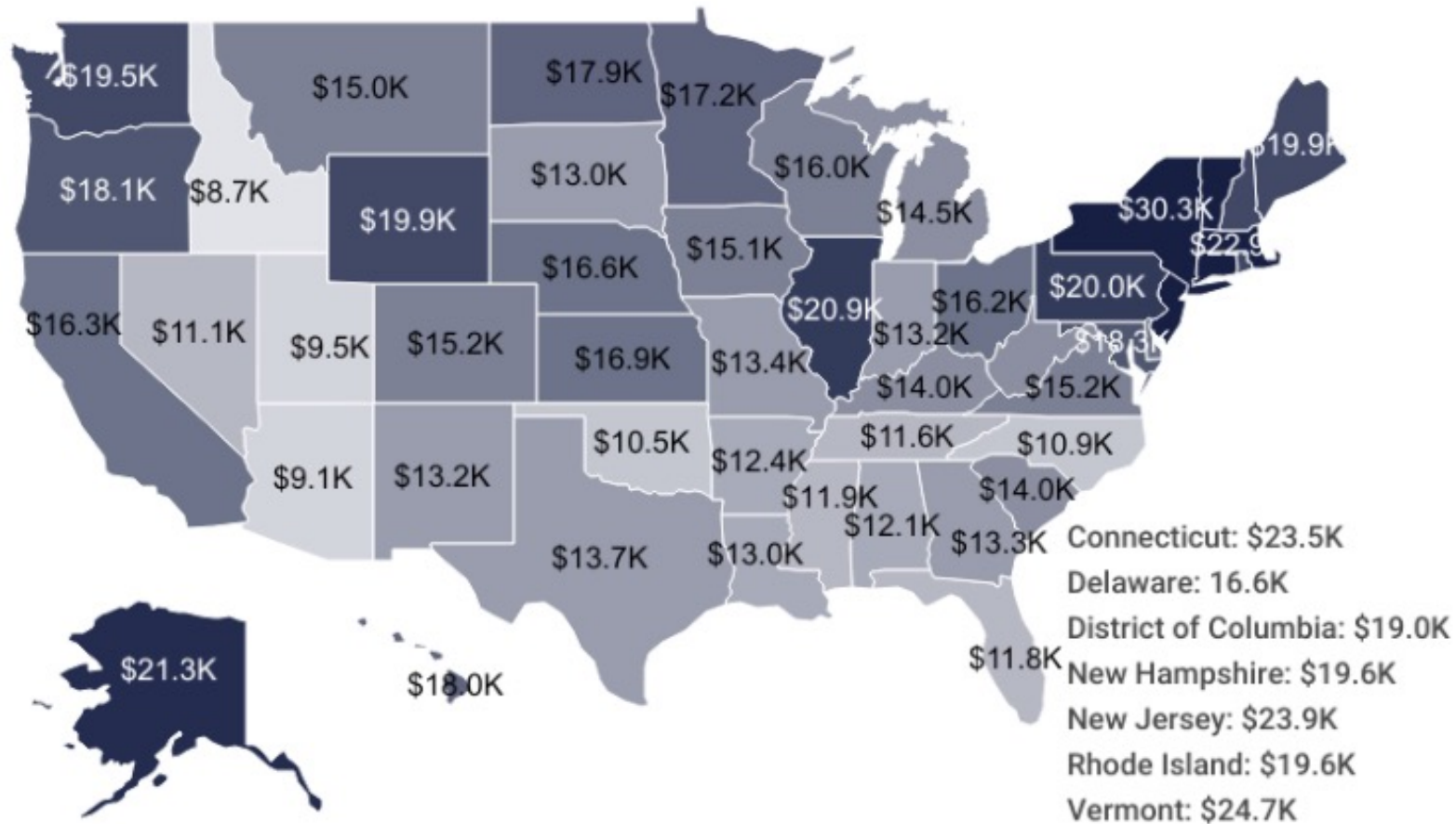
Source: [NCES](https://nces.ed.gov/ipeds/datacenter/ipedsdatacenter/)



Idaho Schools Operate on Lean Margins

Idaho K-12 schools on average spend **\$8,700** per pupil. Our schools have to make every \$ count, whether a public charter school or traditional public school. These numbers are from 2023-24.

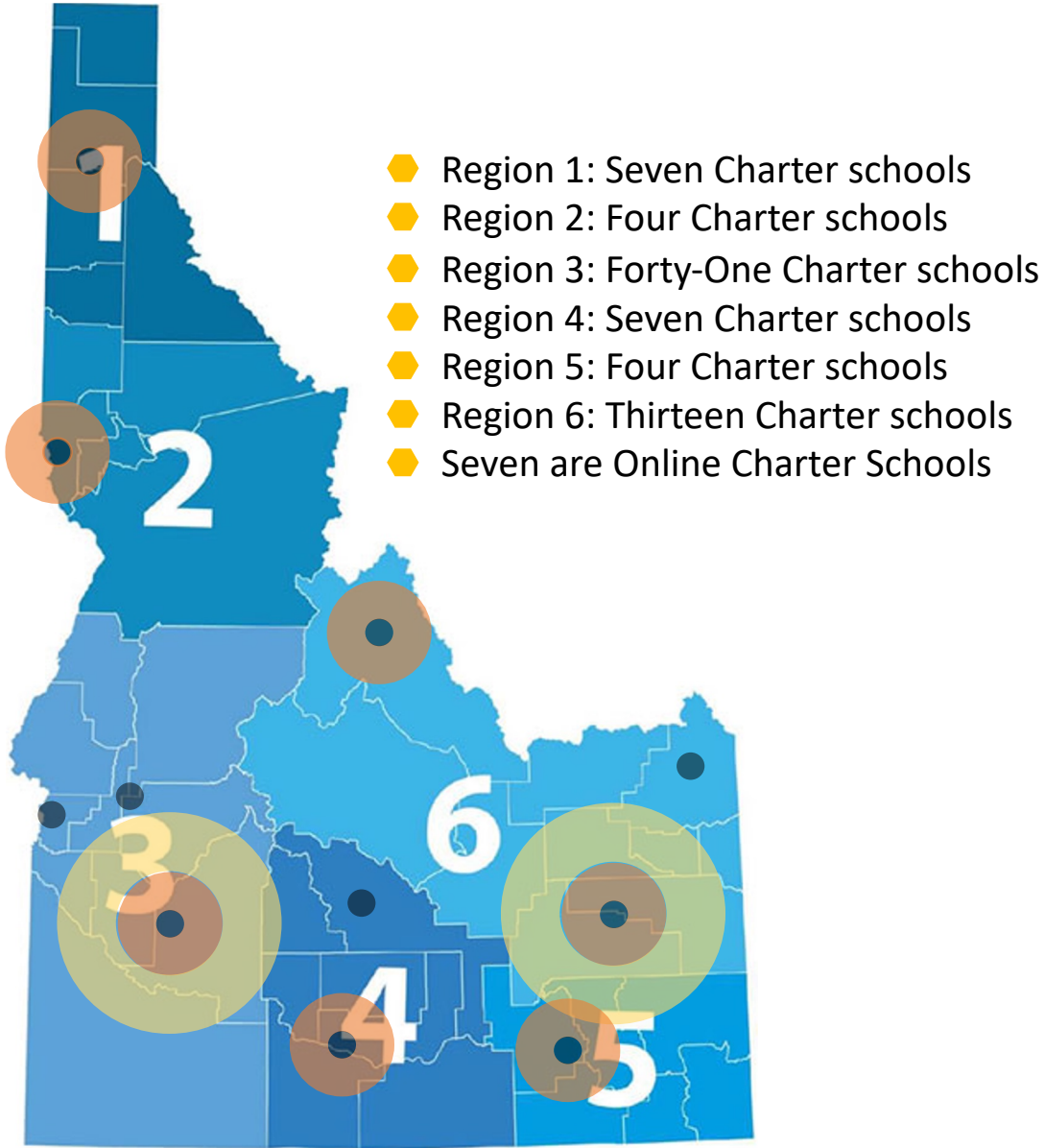
Public K-12 Spending Per Student



Sources: United States Census Bureau & National Center for Education Statistics

Idaho's Charter Sector Serves ALL Children Across Our State – urban, suburban, rural and remote

Idaho's Charter School Footprint is Statewide

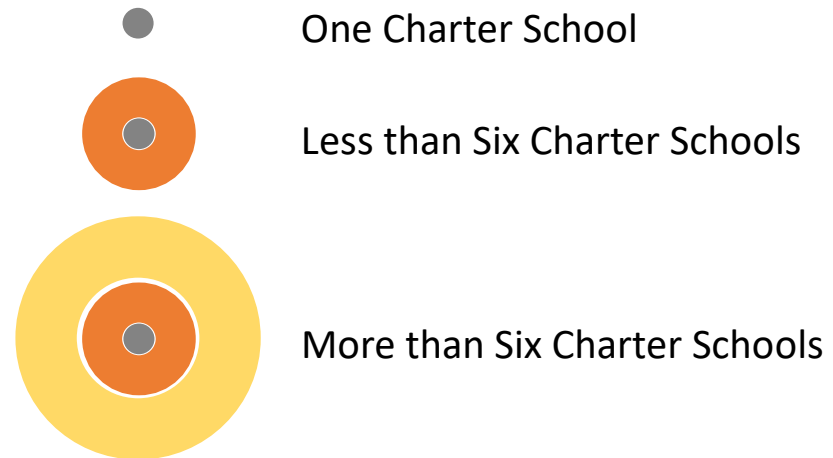


Type	FY2023-24 Enrollment	White	Hispanic	All Others	Special Ed	English Learners	Economically Disadvantaged
Districts	89.9%	73.8%	19.2%	7%	12%	6%	42.2%
Charters	10.1%	76.2%	16.4%	7.4%	10.7%	4.3%	48.8%

Source: Data Request Pull from ID SBOE

Largest ID Charter: Idaho Virtual Academy – 1,700+ students
Largest Brick & Mortar School: Compass Public Charter in Meridian – 1,300+ students
Smallest Brick & Mortar School: Island Park Charter – 27 students

Legend



Idaho Student Growth in ID K-12 Enrollment and ID Charter Enrollment Over Time

YEAR	ID K-12 ENROLLMENT	IDAHO CHARTER ENROLLMENT	% ENROLLED IN CHARTERS
2023-24	318,884	32,323	10.1%
2022-23	318,979	29,857	9.4%
2021-22	319,067	29,204	9.2%
2020-21	316,159	31,576	10%
2019-20	310,653	25,364	8.1%
2018-19	307,228	24,004	7.8%
2017-18	300,520	21,936	7.3%
2009-10	278,633	14,611	5%
2005-06	261,179	8,003	3%
1998-99	244,523	168	.068%



Graduating Seniors from Elevate Academy

- 2018-19 Ramp-up of JKAF 20 in 10 growth
- 2018-19 First Year Bluum Issued Federal Charter School Program Grants
- 2020-21 Covid Spike of students into online charter schools
- 2023-24 First year overall charter enrollment grew while overall district enrollment declined

Fiscal 2023

LEA	Fall Enrollment	Total Revenues, Audited
Boise Independent School District	22,907	\$ 361,513,791
<i>Per Pupil</i>		<i>\$ 15,782</i>
Sage International School of Boise	1,006	\$ 9,558,960
<i>Per Pupil</i>		<i>\$ 9,502</i>
<i>Per Pupil Difference:</i>		<i>\$ (6,280)</i>
Coeur D'Alene School District	10,121	\$ 122,278,165
<i>Per Pupil</i>		<i>\$ 12,082</i>
Coeur D'Alene Charter Academy	597	\$ 6,058,068
<i>Per Pupil</i>		<i>\$ 10,148</i>
<i>Per Pupil Difference:</i>		<i>\$ (1,934)</i>
Idaho Falls School District	10,280	\$ 110,742,602
<i>Per Pupil</i>		<i>\$ 10,773</i>
Alturas International Academy	572	\$ 4,322,825
<i>Per Pupil</i>		<i>\$ 7,557</i>
<i>Per Pupil Difference:</i>		<i>\$ (3,215)</i>
West Ada School District	39,177	\$ 422,906,217
<i>Per Pupil</i>		<i>\$ 10,795</i>
Gem Prep:Meridian	455	\$ 4,384,782
<i>Per Pupil</i>		<i>\$ 9,637</i>
<i>Per Pupil Difference:</i>		<i>\$ (1,158)</i>

Sources: ISDE FY2023 Historical Enrollment Report; Audited Financial Reports; Charter Annual Performance Reports by IPCSC

Public Charter Schools in Idaho Receive \$0 in Local Funding (In our larger districts charters operate on less)



Island Park Charter School

In Idaho, local funding totals \$706.4 million or \$2,250 per pupil.

Source: <https://educationdata.org/public-education-spending-statistics#idaho>

Idaho Charters Operate on Some of the Leanest Margins

Public Charter Schools in Idaho (The struggle for operational freedoms and fair funding)

The Idaho Legislature & Governor have been a **strong supporter** of Charter Schools and have worked over the last decade to create more flexibilities for schools and to help with facility financing. This includes legislation that:

- ◆ **(2012)** removed the growth cap of six new public charter schools per year and the cap of one new, public charter school per district per year. Also created a per pupil facility allowance, charter schools received \$398 per student in FY 2022.
- ◆ **(2016)** allowed public charter schools to sign administrators and teachers to one-year contracts.
- ◆ **(2017)** streamlined the charter petition (approval) process, particularly for replicating schools.
- ◆ **(2019)** created a charter school administrator certificate as an alternative to traditional administrator certificates.
- ◆ **(2019)** created public charter school facilities program, which requires charters to receive approval from the Idaho Housing and Finance Association for issuance of nonprofit facility bonds.
- ◆ **(2020)** created a weighted student lottery system for schools targeting needier students.
- ◆ **(2022)** allowed public charter schools to hire individuals with a Bachelor's Degree and develop and certificate their own teachers without going through the cumbersome and costly traditional teacher certification process.
- ◆ **(2023)** created a \$50 million revolving loan fund for public charter schools.
- ◆ **(2024)** rewrite of Idaho's Public Charter School law "Accelerating Public Charter Schools Act"



**BLUUM'S EFFORTS
KEY PARTNERS IN THIS WORK:**



Idaho's "Friend of Education"
Local business owner creates needed classroom space for students



INVESTMENT SUMMARY

2015-JUNE 2024



BLUUM PARTNER SCHOOLS BY COMMUNITY (2014-23)

From the rolling farmland of the Palouse Prairie to the far reaches of forested mountains, Bluum has supported 40 schools since 2014 in varied communities throughout our great state.

40 Schools
22 Communities
Charter | District | Parochial



The "20 in 10" 4-Step New School Process (2024 to 2028)

Everything Starts with Talent



Approve/Reject Fellow(s) Approve/Reject "20 in 10" Support Approve/Reject PRI Release School Launch

STEP 1

STEP 2 & 3

STEP 4

Vet/Recommend Fellow(s)

- Support Fellow/Network
- Community of Practice Support

Vet/Recommend "20 in 10" Support

- Award/Manage CSP Grant Support
- Provide TA Support as Needed
- Community of Practice Support
- Support Authorizer Quality as Appropriate
- Advocate for continued state support for charter quality and expansion
- Develop initial facility plan for budget

Coordinate PRI Effort with BH/Others as Needed

- Issue/Manage Federal Credit Enhancement Support as needed
- Assist Revolving Loan Fund Efforts as needed
- Support local political/zoning challenges as needed
- Paradigm engagement and incorporation into JKAF Grant Agreement

School Launch



Identify/Present Fellow(s)

- Employ/Develop Fellow
- Ongoing Basis – identify & generate community/market support
- Garner School Authorization

Deploy "20 in 10" Support

- Deploy CSP Grant Support
- Expand Network Team as Appropriate
- Build Out School Leadership Team
- Hire/Develop School Staff
- Support Governance/expand if necessary
- Recruit families and students
- Navigate local politics
- Ongoing basis coordinate/manage network/school operations

Garner Facility Financing/Construct School

- Identify, define desired facility location/facility parameters (goes into petition and JKAF grant request)
- Secure Building Hope Term Sheet
- Secure primary lender(s) term sheet
- Initiate Revolving Loan Fund Application (IHFA)
- Pay off CE grant once loans are closed
- Work directly with Paradigm ("Owner's Rep") and Building Hope and other CDFIs (Growth Fund, EFF, etc.) to ensure all this is aligned with the plan incorporated into the JKAF grant request

Launch School



Sara Praetzger, Elevate Twin Falls



Gerald Love, GEM Prep Ammon



Jacob Francom, North Idaho Classical

Communities of Excellence Impact by the Numbers

Charter School	New Seats	Total CSP Award	City	NCES Code	Count
Compass Public Charter School	319	\$ 800,000	Meridian	21 - Suburb Large	1
Forge International School	653	\$ 1,250,000	Middleton	22 - Suburb Midsize	2
Future Public School	576	\$ 1,250,000	Garden City	21 - Suburb Large	3
Gem Prep: Meridian	574	\$ 1,250,000	Meridian	21 - Suburb Large	4
White Pine Charter School	182	\$ 613,350	Ammon	23 - Suburb-Small	5
Elevate Academy Inc.	487	\$ 1,250,000	Caldwell	22 - Suburb Midsize	6
Fern Waters Public Charter School	57	\$ 130,816	Salmon	33 -Town Remote	7
Gem Prep Meridian North LLC	574	\$ 800,000	Meridian	41 - Rural Fringe	8
Hayden Canyon Charter	434	\$ 800,000	Hayden	41 - Rural Fringe	9
Mosaics Public School	540	\$ 800,000	Caldwell	41 - Rural Fringe	10
Treasure Valley Classical Academy	702	\$ 1,250,000	Fruitland	32 - Town Distant	11
Anser Charter School	302	\$ 800,000	Garden City	21 - Suburb Large	12
Idaho Arts Charter School	260	\$ 800,000	Nampa	22 - Suburb Midsize	13
Alturas Preparatory Academy	602	\$ 800,000	Idaho Falls	13- City Small	14
Gem Prep Meridian South LLC	574	\$ 800,000	Meridian	41 - Rural Fringe	15
Cardinal Academy Incorporated	120	\$ 376,085	Boise	12-City, Midsize	16
Doral Academy of Idaho, Inc.	342	\$ 382,285	Meridian	21-Suburb, Large	17
Elevate Academy Nampa LLC	486	\$ 800,000	Nampa	22-Suburb, Midsize	18
Elevate Academy North LLC	308	\$ 800,000	Post Falls	23-Suburb, Small	19
Pinecrest Academy of Idaho, Inc.	367	\$ 293,884	Twin Falls	33-Town, Remote	20
Rise Charter School, Inc.	225	\$ 418,747	Kimberly	33-Town, Remote	21
Connor Academy	282	\$ 800,000	Chubbuck	41-Rural, Fringe	22
Gem Prep: Twin Falls	574	\$ 837,500	Twin Falls	41-Rural, Fringe	23
Mountain Community School	225	\$ 222,396	McCall	43 - Rural Remote	24
Elevate Academy - Idaho Falls	486	\$ 692,749	Idaho Falls	23-Suburb, Small	25
Idaho Youth Ranch - Promise Academy	64	\$ 254,678	Middleton	41-Rural, Fringe	26
Pinecrest Academy - Lewiston	450	\$ 282,691	Lewiston	23-Suburb, Small	27
Idaho Novus Classical Academy	702	\$ 837,500	Eagle	41-Rural, Fringe	28
GRAND TOTAL:	11,467	\$ 20,392,682			28
BUDGETED:	8,650	\$ 20,225,000			20



COMMUNITIES OF EXCELLENCE

IDAHO'S CHARTER SCHOOLS PROGRAM GRANT



North Idaho STEM Academy Graduates

Bluum Successfully Closed Out Our First Federal Charter School Program Grant

Context: We were the second nonprofit in America to receive a State Entity federal CSP grant, and the first to successfully complete and close out the grant.

Notification of Closeout Letter

PR/Award #: U282A180005

UEI: J3LBDEFBDMN4

Dear Project Director:

The U.S. Department of Education (*the Department*) has completed a final review of the grant or cooperative agreement identified by the PR/Award number above and determined that that all applicable administrative actions and all required work of the Federal award have been completed and all of the terms and conditions of the grant were met; Therefore, the Department closed this grant in accordance with [2 CFR 200.344](#).

Please be aware that, even after the Department closes out a grant award, grantees are required by regulation to maintain records related to a grant project for a period of time after the award ends. The time period differs for different types of records. Further information on retention and access requirements for records can be found in [2 CFR 200.334](#). In addition, the Department's grant projects are also subject to post-grant Federal audit, post-closeout adjustments as well as various continuing responsibilities found in [2 CFR 200.345](#).

Sincerely,

JILL GAITENS

Digitally signed by JILL GAITENS
Date: 2024.04.18 08:33:24
-04'00'

[Education Program Contact]

[Date]



Anser Public Charter School in Action



BUILDING ON SUCCESS

IDAHO'S CHARTER SCHOOLS PROGRAM GRANT

Bluum was awarded \$24,870,000 in competitive CSP Grant Support. Our plan has three primary objectives:

- 1) Increase the number of quality Idaho charter school seats by no less than 5,900 students, **especially for our most educationally disadvantaged and rural students** through start-up, replication or expansion;
- 2) **Support quality authorizing in Idaho while disseminating and supporting best authorizer practices statewide;** and
- 3) Evaluate and disseminate widely the successes and lessons of high-quality charter schools to impact the broader education system.

We expect to issue 10 grants of \$2 million each, and 3 to 5 smaller grants of up to \$800,000 each. All of this work is done in consultation and alignment with **JKAF**.

Through a competitive bidding process, we selected **The National Charter Schools Institute** to work with Bluum, the Idaho Public Charter School Commission (IPCSC), and other Idaho-based authorizers to conduct technical assistance activities that support improving Idaho's charter school authorizing efforts. We can allocate up to \$750,000 in support over the next four years, if it adds value!

The one-year contract is for \$198,000. Contract is available for those who want to read it.

No State Has Better Support for its Public Charter Schools than Idaho

Mike Crapo
United States Senator
239 Dirksen Senate Office Building
Washington, DC 20510

James E. Risch
United States Senator
483 Russell Senate Office Building
Washington, DC 20510



Mike Simpson
Member of Congress
2084 Rayburn House Office Building
Washington, DC 20515

Russ Fulcher
Member of Congress
1520 Longworth House Office Building
Washington, DC 20515

May 31, 2023

We urge the Department of Education to give this grant application all due consideration.

Sincerely,

Handwritten signatures of Mike Crapo and James E. Risch in blue ink.

MIKE CRAPO
United States Senator

JAMES E. RISCH
United States Senator

The Honorable Miguel Cardona
Secretary of Education
400 Maryland Avenue, SW
Washington, D.C. 20202

Dear Secretary Cardona:

We write in support for the Federal Charter School Program (CSP) Grant Funding application submitted by Bluum. We have long supported the growth of strong schools in our state and are proud to support the work represented by Bluum's *Building on Success for Future Excellence* CSP proposal.

Idaho is one of the fastest growing states in the nation, which has presented both challenges and opportunities in education. In recent years, the public and private sectors have come together to ensure students of all backgrounds in even our most rural communities have access to high-quality education. We are told that Bluum's proposal builds on the momentum of Idaho's 2018 *Communities of Excellence* CSP grant award (2018-23). With Bluum's help, Idaho's public charter school sector has been one of the nation's fastest growing and highest achieving over the last five years, having grown from 52 schools serving 22,000 students to 70 schools serving over 30,000 students. During this period, the Bluum-managed *Communities of Excellence* CSP Grant funded growth at 28 charter schools with an expected 11,467 seats to be created. Further, many of the state's highest performing public schools on state ISAT achievement tests in both English Language Arts and mathematics are perennially charter schools. The same holds for the SAT.

Bluum's *Building on Success for Future Excellence* CSP proposal expands on this innovative work by: 1) increasing the number of quality Idaho charter school seats by no less than 5,900 students, especially for our most educationally disadvantaged and rural students through start-up, replication, and expansion; 2) supporting quality authorizing in Idaho while disseminating and supporting best authorizer practices statewide; and 3) evaluating and sharing the successes and lessons of high-quality charter schools to impact the broader education system. The CSP support requested in this proposal will expand the educational opportunities available to students and families across the great state of Idaho, while also fostering the ongoing development of strong charter authorizers like the Idaho Public Charter School Commission.

Bluum will continue its collaboration with key state partners. Bluum's partners are numerous and come from both the public and the nonprofit sectors. The most important are the Idaho State Board of Education, the Idaho Public Charter School Commission, the J.A. and Kathryn Albertson Family Foundation, the non-profit school facilities finance group Building Hope, the Idaho Charter School Network, and individual charter school operators and governing boards.

Handwritten signatures of Mike Simpson and Russ Fulcher in blue ink.

MIKE SIMPSON
Member of Congress

RUSS FULCHER
Member of Congress



GEM Prep students hamming it up for the camera



BUILDING ON SUCCESS

IDAHO'S CHARTER SCHOOLS PROGRAM GRANT

REQUEST FOR APPLICATIONS

Final Version Approved by USDOE

2024 Federal CSP Subgrant

APPLICATIONS DUE: [June 7, 2024 5:00 PM MST]



PROGRAM QUESTIONS CONTACT:

Amy Hukkinen, Project Director | grantsCSP@bluum.org

FISCAL/BUDGET QUESTIONS CONTACT:

Primary: Marc Carignan, Chief Financial Officer | financeCSP@bluum.org

Secondary: Cole Skinner, Grant Financial Officer | financeCSP@bluum.org

GRANT SIGNATORY CONTACT:

Terry Ryan, CEO | tryan@bluum.org

www.bluum.org/idaaho-csp-grant/

What We Look For in School Funding Proposals

APPLICATION TOTAL POINTS		
Rubric Section	Points Awarded	Points Possible
A. Grant Project Goals		10
B. Educational Philosophy, Instructional Practices, and Curriculum		20
C. Teaching and Learning		6
D. Student Academic Achievement Standards		9
E. Student Demand and Community/Local Support		10
F. Effectively Serving All Students		12
G. Staffing and Professional Development Plan		4
H. Financial Management and Monitoring Plan		7
I. Board Capacity and Governance Structure		12
J. School Leadership and Management		10
STANDARD POINTS AWARDED		100

Note, schools are only eligible to apply for CSP Funding after they have been approved to operate by a state approved charter school authorizer. You are the first gatekeeper.

What Subgrantee Schools Can Use the Money For

Allowable expenses include one or more of the following:

- (a) Preparing teachers, school leaders, and specialized instructional support personnel, including through paying costs associated with –
 - (i) Providing professional development; and
 - (ii) Hiring and compensating, during the eligible applicant’s planning period specified in the application for funds, one or more of the following: (A) Teachers. (B) School Leaders. (C) Specialized instructional support personnel.
- (b) Acquiring supplies, training, equipment (including technology), and educational materials (including developing and acquiring instructional materials).
- (c) Carrying out necessary renovations to ensure that a new school building complies with applicable statutes and regulations, and minor facilities repairs (excluding construction).
- (d) Providing one-time startup costs associated with providing transportation to students to and from the charter school.
- (e) Carrying out community engagement activities, which may include paying the cost of student and staff recruitment.
- (f) Providing for other appropriate, non-sustained costs related to opening, replicating, or expanding high-quality charter schools when such costs cannot be met from other sources.



June 2024 CSP Grant Competition and Awardees

School	Amount	Seats	Per Seat	Authorizer
Fernwaters (Salmon)	\$ 247,500	64	\$ 3,867	Salmon SD
GEM (Idaho Falls)	\$ 2,000,000	574	\$ 3,484	IPCSC
NICA (Bonners Ferry)	\$ 2,000,000	390	\$ 5,128	IPCSC
Pathways (Meridian)	\$ 529,000	300	\$ 1,763	West Ada SD
RISE (Kimberly)	\$ 200,622	100	\$ 2,006	Kimberly SD
	\$ 4,977,122	1,428		



Treasure Valley Classical Academy in Fruitland



FACILITIES FOR OUR FUTURE



1) Predevelopment:

- Architect, design, due diligence, etc.
- Riskiest part of the process but lowest costs, usually \$350K-\$700K for 6 months to 2 years. Our \$3.5 million CSP Credit Enhance Grant helps greatly.

2) Build and Launch

- Primarily led by Building Hope with JKAF support
- 20 plus deals so far with refi happening after 3, 4 or 5 years
- Usually, 30-35% PRI and 65-70% primary lender

3) Long-Term Financing

- The goal of 1 and 2 is to enter 3 in as strong of a position as possible because these deals are 30-35 years on the full loan amount.
- Up to now this has primarily been through tax-exempt bonds issued by IHFA. This has been facilitated by the moral obligation law.
- This stage is critical to the long-term health of schools.

Note: Facilities financing is worth another conversation



BLUUM
LET LEARNING GROW

Approved Seats:

COMPARABLE - SCHOOLS OPENED THE SAME YEAR -
August 2021

	Hayden Canyon	MOSAICS
	434	540
	Bonds	CDFI + Bank

Amounts Financed

Facility Cost	\$ 6,560,288 ¹	\$ 7,438,555 ⁴
Bond Debt Reserve Funds	674,955 ²	
Underwriting, Legal, Title, etc. Fees	402,125 ³	56,007
Capitalized Interest	252,633 ³	
Total Funds Used	\$ 7,890,000	\$ 7,494,562

Sources of Funding

CDFI Loan Amount		\$2,800,000
<i>CDFI Interest Rate</i>		3.00%
Bank Loan Amount		\$4,694,562
<i>Bank Interest Rate</i>		4.28% ⁵
Bond 1 Loan Amount	\$7,270,000	
<i>Bond 1 Interest Rate</i>	6.95%	
Bond 2 Loan Amount	\$620,000	
<i>Bond 2 Interest Rate</i>	7.15%	
Total Borrowed	\$ 7,890,000	\$ 7,494,562
<i>Total Blended Interest Rate</i>	6.97%	3.80%
Cost per seat:	\$ 18,180	\$ 13,879

Analysis of interest rate and cost savings

Annual Straight-line Debt Service, assuming 25 year amortization:	\$674,955	\$469,743
Annual Savings:		\$205,212
Cost Savings Over Five Years:		\$ 1,026,060

Footnotes/data sources:

- ¹ Hayden Canyon Audited Financial Statements at 6/30/2021
- ² Equals one year debt service computation
- ³ Estimated - not disclosed on audited FS
- ⁴ Final, audited capitalized costs - land & construction project
- ⁵ Vectra Bank Rate provided to Mosaics.

Definitions:

- CDFI** Community Development Financial Institutions., Building Hope Finance is a CDFI. There are hundreds of certified CDFIs, link below.
<https://www.cdfifund.gov/sites/cdfi/files/2021-05/CDFI%20Cert%20List%2005-18-2021%20Final.xlsx>
- PRI** Bluum refers to the JKAFF revolving loan fund,
<https://www.irs.gov/charities-non-profits/private->



Groundbreaking for Elevate Academy Idaho Falls (August 2023)



Groundbreaking for Sage Middleton Expansion (March 2024)



IMPACT/RESULTS



Bluum Community of Practice Event

Idaho's Student Proficiency Statewide & Charters vs. Approved Targets (2023-24)

	All Students			Economically Disadvantaged			Minority		
	Charter	Statewide	State Target	Charter	Statewide	State Target	Charter	Statewide	State Target
ELA Proficient	58.0	52.2	68.7	46.1	36.8	60.4	48.4	38.2	58.4
Math Proficient	50.2	41.5	61.1	39.5	27.5	53.5	41.6	26.9	50.8

Notes: The state does not provide academic targets for “minority” students generally. Instead, the state does provide targets for specific racial/ethnic groups. “State target” for “minority” here shows a weighted average of non-white targets, weighted by number of students in the state. Some charter schools didn’t report any ELA or math proficiency data, or reported only a range due to small student populations. Many charter schools didn’t report proficiency data for economically disadvantaged students or for students categorized as “non white”. The statistics here are for those charter schools that did report these numbers.



Governor Little visits with students at Sage International Charter School

ROI - Idaho Public Charter Schools Deliver Results for Students

2022 NAEP Top 10 Scale Score (Including Idaho) 4th / 8th Grade

Reading – 4th

Year	Jurisdiction	Student Group	Average scale score
2022	National	All	217
2022	National public	All	216
1	DoDEA	All	235
2	Massachusetts	All	227
3	Idaho	Charters	225
4	Florida	All	225
5	Wyoming	All	225
6	Colorado	All	223
7	New Hampshire	All	223
8	New Jersey	All	223
9	Utah	All	221
10	Connecticut	All	219
31	Idaho	All	215

Math – 4th

Year	Jurisdiction	Student Group	Average scale score
2022	National	All	236
2022	National public	All	235
1	DoDEA	All	250
2	Wyoming	All	243
3	Massachusetts	All	242
4	Nebraska	All	242
5	Florida	All	241
6	Iowa	All	240
7	North Dakota	All	240
8	Utah	All	240
9	Wisconsin	All	240
10	Indiana	All	239
17	Idaho	Charters	238
24	Idaho	All	236

Reading – 8th

Year	Jurisdiction	Student Group	Average scale score
2022	National	All	260
2022	National public	All	259
1	DoDEA	All	282
2	Idaho	Charters	276
3	New Jersey	All	270
4	Massachusetts	All	269
5	Utah	All	265
6	Connecticut	All	264
7	Idaho	All	264
8	Vermont	All	264
9	Colorado	All	263
10	New Hampshire	All	263

Math – 8th

Year	Jurisdiction	Student Group	Average scale score
2022	National	All	274
2022	National public	All	273
1	DoDEA	All	292
2	Idaho	Charters	291
3	Massachusetts	All	284
4	Idaho	All	282
5	Utah	All	282
6	New Jersey	All	281
7	South Dakota	All	281
8	Wisconsin	All	281
9	Wyoming	All	281
10	Minnesota	All	280

IDAHO CREDO RESULTS 2023


Margaret Raymond and James Lynn Woodworth, from Stanford's Center for Research on Education Outcomes (CREDO), presented new information in February 2023 on Idaho's charters that was collected from 2014 to 2018. It has also been studying charter schools in 29 other states, and said CREDO is known nationally as the "charter school analysis people."

Idaho's special education students are doing notably well in charter schools.

"Idaho's special education results are among the best that we've seen nationally," Raymond said. "We normally see a much larger offset of learning in the special education community."

Similarly, Idaho's students in poverty are doing as well at charter schools as they are in traditional schools, which is rare.

"There is an overall best practices emerging from the picture that we see over time in Idaho that we think actually could be important for other charter school communities around the country to look at, particularly in poverty and (special education)," Raymond said.



Upper Carmen Charter School



COMMUNITIES OF EXCELLENCE

IDAHO'S CHARTER SCHOOLS PROGRAM GRANT



Overall, as a parents how satisfied are you with this school?

89.4%
Very Satisfied



97.4%
Very Satisfied



2022 Parent Survey Results
19 CSP Funded Schools/2,149 Parents Responded
Link: <https://csp.bluum.org/idaho-csp-grant/>



BLUUM SUPPORTS FOR PARTNER SCHOOLS



Students at Compass Public Charter School

Pro Bono School Supports Provided Partner Schools

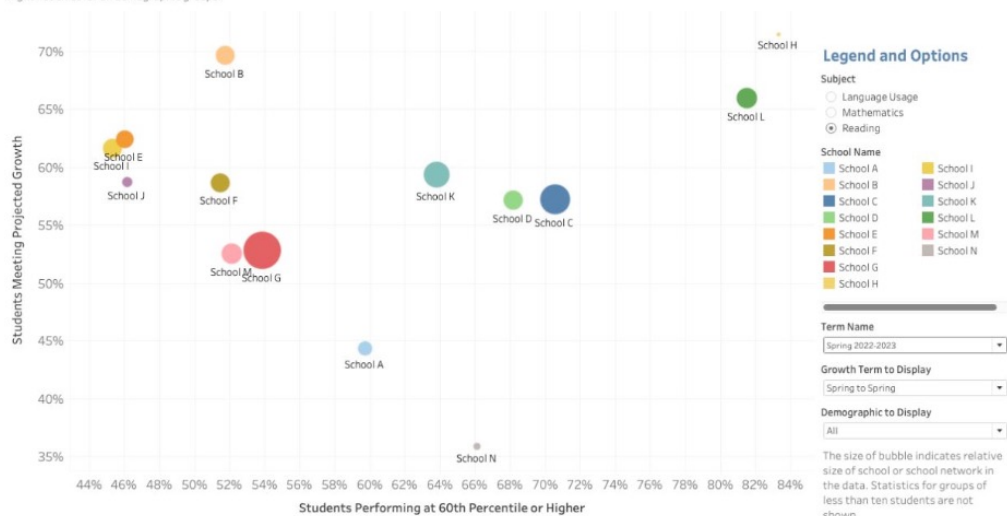
School / Network	Back Office	SpEd	Academic	MAP (Number of Students in K-8)	Comms	C-Level and Gov	Medicaid	Total Hours	TOTAL \$ Per School
TVCA	875	150	82	500	0	80	30	1217	\$90,880
INCA - Avimor	475	50	145	0	0	80	0	750	\$52,975
NICA - North idaho (New)	250	50	8	0	0	80	0	388	\$28,320
AIA	825	150	24	576	10	0	0	1009	\$76,646
APA	825	150	24	266	10	0	0	1009	\$73,236
Anser	240	150	290	642	0	25	200	905	\$65,337
Mosaics	800	150	290	480	10	25	200	1475	\$103,255
Cardinal	850	150	85	0	120	0	0	1205	\$81,525
Elevate Caldwell	0	75	162	0	0	10	0	247	\$16,630
Elevate North	0	75	93	0	0	10	0	178	\$12,145
Elevate Nampa	0	75	162	0	0	10	0	247	\$16,630
Elevate East	0	50	146	0	0	10	0	206	\$13,840
Forge Intl	0	150	264	409	10	60	160	644	\$45,759
Sage Intl	0	150	264	804	10	60	160	644	\$50,104
Future	900	150	345	421	0	60	200	1655	\$115,656
Gem Prep Meridian North	0	100	97	454	0	30	0	227	\$20,849
Gem Prep Meridian South	0	100	97	454	0	30	0	227	\$20,849
Gem Prep Meridian	0	100	97	454	0	30	0	227	\$20,849
Gem Prep Nampa	0	150	97	454	0	30	0	277	\$24,349
Gem Prep Poc	0	150	97	454	0	30	0	277	\$24,349
Gem Prep Twin	0	150	97	208	0	30	0	277	\$21,643
Gem Prep - Learn Societies (New)	0	0	89	0	0	30	0	119	\$8,335
Gem Prep - Ammon (New)	0	0	89	0	0	30	0	119	\$8,335
Island Park	450	30	0	38	0	20	0	500	\$35,718
North Idaho Stem	0	0	0	502	0	0	0	0	\$5,522
RISE	725	75	188	109	0	20	0	1008	\$71,119
Heritage Community Charter School	60	75	38	0	0	0	160	333	\$19,920
St. Ignatius	0	0	109	430	0	20	0	129	\$13,515
Filer School District (New)	0	0	38	0	20	20	0	78	\$5,170
IYR (Promise Academy)	855	150	0	0	0	50	0	1055	\$74,600
Compass Charter School	0	0	0	1016	0	0	0	0	\$11,176
Idaho Arts SpEd ONLY (No Agreement)		150							\$10,500
Total Hours	8130	2955	3517	8671	190	880	1110	16782	\$1,239,736
Hourly Rate	\$70	\$70	\$65	\$11	\$50	\$85	\$50		
Total \$ This Year	\$ 569,100	\$ 206,850	\$ 228,605	\$ 95,381	\$ 9,500	\$ 74,800	\$ 55,500		\$1,239,736.00

NWEA MAP Consortium

Screenshots of Bluum School Leader Tool, with Schools Anonymized, Spring 2022-2023

MAP VISUALIZATION, Bluum Overview

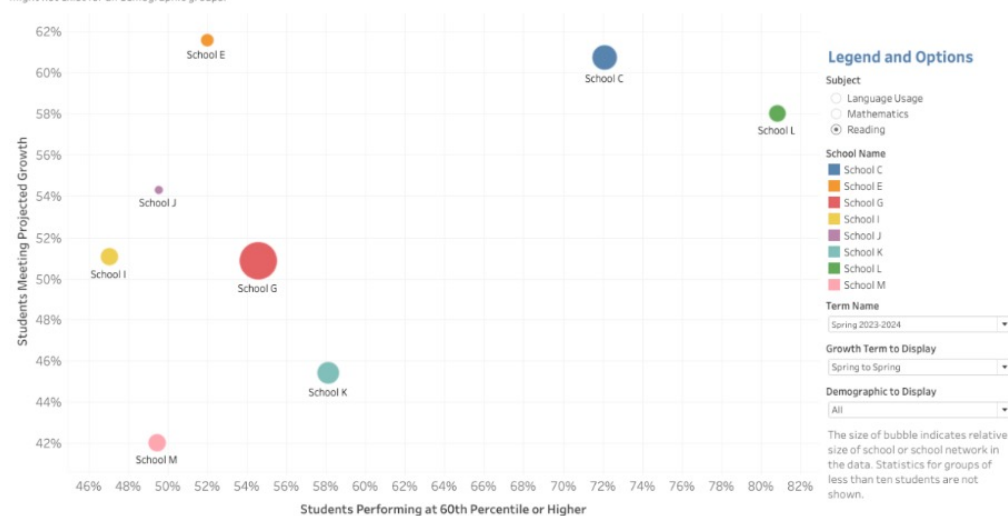
This "quad chart" shows the percent of students scoring at the 60th percentile or higher and percent of students meeting projected growth (for grades K-8). Your school is shown in blue, with the percentage for all Bluum schools in gray. Click through the Options on the right to change term or demographic to display. Note: data might not exist for all demographic groups.



Screenshots of Bluum School Leader Tool, with Schools Anonymized, Spring 2023-2024

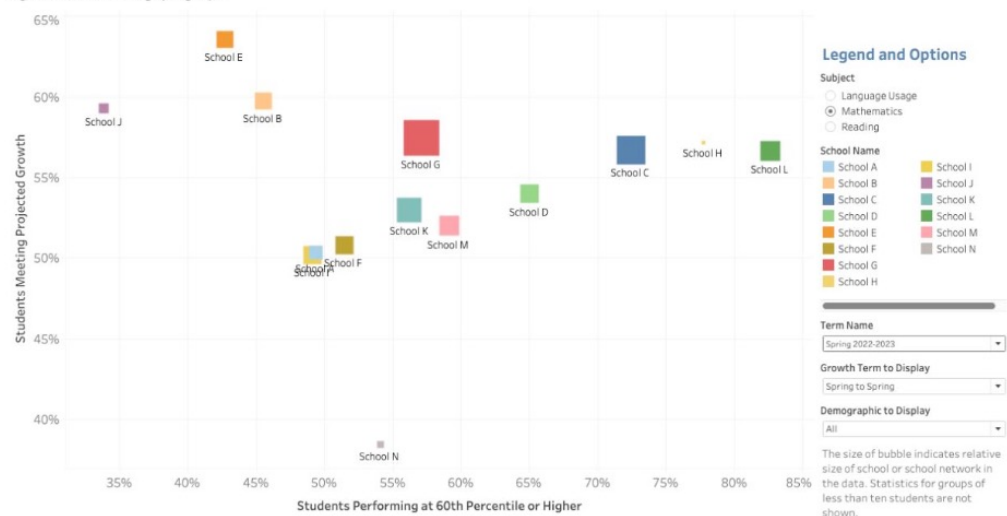
MAP VISUALIZATION, Bluum Overview

This "quad chart" shows the percent of students scoring at the 60th percentile or higher and percent of students meeting projected growth (for grades K-8). Your school is shown in blue, with the percentage for all Bluum schools in gray. Click through the Options on the right to change term or demographic to display. Note: data might not exist for all demographic groups.



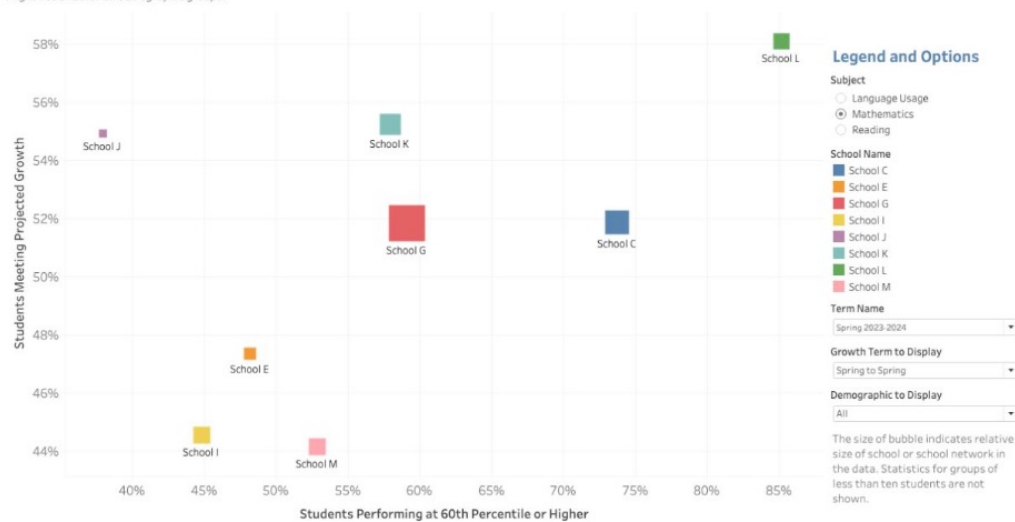
MAP VISUALIZATION, Students, Bluum Overview

This "quad chart" shows the percent of students scoring at the 60th percentile or higher and percent of students meeting projected growth (for grades K-8). Your school is shown in blue, with the percentage for all Bluum schools in gray. Click through the Options on the right to change term or demographic to display. Note: data might not exist for all demographic groups.



MAP VISUALIZATION, Students, Bluum Overview

This "quad chart" shows the percent of students scoring at the 60th percentile or higher and percent of students meeting projected growth (for grades K-8). Your school is shown in blue, with the percentage for all Bluum schools in gray. Click through the Options on the right to change term or demographic to display. Note: data might not exist for all demographic groups.



Bluum and Other States

- In the last six months staff at Bluum have had conversations with other charter school support groups and state agencies in Arkansas, Mississippi, Alabama, Washington, Nevada, Utah, Arkansas, Oklahoma, Pennsylvania, Connecticut, West Virginia, Missouri and Maryland. Most of these conversations are around federal Charter School Program grant topics, issues and concerns. We share a lot of information and resources.
- More recently we have had conversations with groups in Texas, North Carolina and South Carolina on Idaho's Revolving Loan Fund and how it works. We also had school operators and charter support groups visit us from New Mexico and Mississippi. We will have a visitor over the summer from Tennessee.
- Closer to home, Bluum has worked closely with the state of Montana to develop their charter school program including the roles and responsibilities of the Montana Charter School Commission.
- All of our support and time is provided to these partners pro bono because JKAF funds our day-to-day operations.



Thank You
&
Questions



Students at Idaho Arts
Charter School in Nampa

